



**OFFICE OF
ACADEMIC AFFAIRS**

**Office of Assessment & APR
General Education Assessment Results
College of Arts & Sciences
AY 2021 – 2022**

August 2022

How To Read This Report

The data included in this report are based on ratings of completed student work of UNM general education (GE) course sections in Los Alamos. This data is a baseline for a three-year assessment cycle. This is the third year of GE data collection for the NMHED state general education initiatives of essential skill assessment. The ratings as stand-alone data are indicative of many variables: (1) student performance, (2) assignment design, (3) alignment of the assessment tool (rubric) and the student work, and (4) rubric dimension selection by each instructor. Please take all these variables into account as you read through your GE results. While student artifacts may have been strong in terms of substantive areas/skills/knowledge required within assignment guidelines, they did not always align with the GE essential skills, which may have resulted in low ratings. Conversely, student artifacts may have been poor in substantive areas/skills/knowledge required within assignment guidelines, but strongly aligned with the GE essential skills, which may have resulted in high ratings.

What To Do With This Report

Please review these results and share them with your leadership, faculty, and staff. These results will help you with closing the assessment loop within your college. The Office of Assessment & APR suggests the following:

1. Examine how your coursework is contributing to GE essential skill building
2. Explore areas of improvement and areas of strength for student skill building/performance
3. Discuss implications for curriculum, instruction, essential skill training, TA development, and faculty/staff development.
4. Discuss ways to build a culture of GE within your college (website communications, advising, syllabus design, proactive assessment, coursework and rubric alignment)
5. Examine how dimension selections related to ratings and discuss how best to support/train faculty in selecting appropriate dimensions for uploaded assignments.

Key Takeaways

While reading these overall takeaways, please keep in mind the rating scale range of 0-3 used to assess the submitted GE student artifacts: 0 = No evidence; 1= Emerging; 2= Developing; and 3= Proficient.

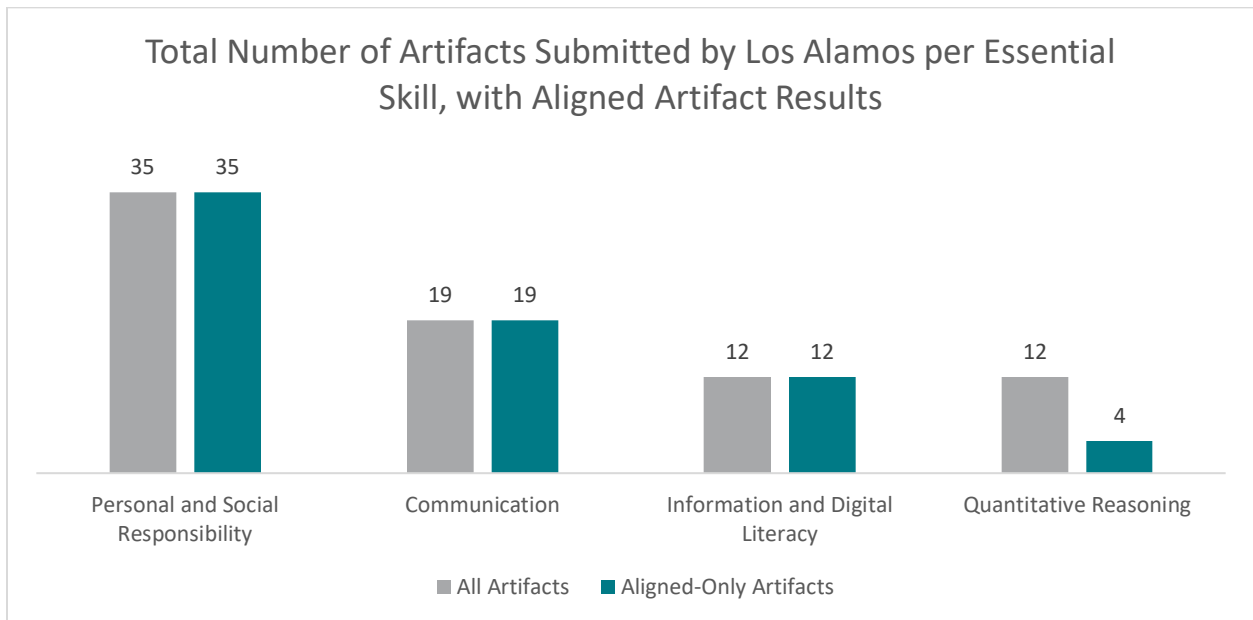
***Communication Essential Skill:** The Los Alamos had an artifact rating of “**Developing**”. The dimension of **Strategies for Understanding** rated the highest.

***Information & Digital Literacy Essential Skill:** Los Alamos had an artifact rating of mid “Emerging”. The dimension of **Information Structures** rated the highest.

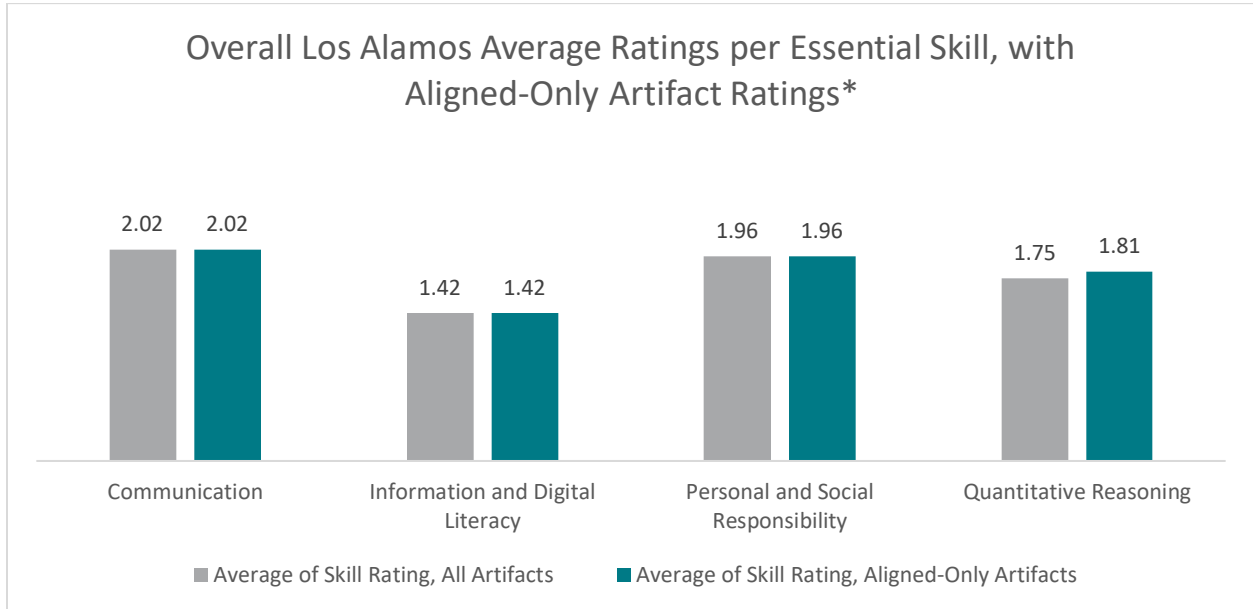
***Personal & Social Responsibility Essential Skill:** Los Alamos had an artifact rating of highly “Emerging” to “Developing”. The dimension of **Ethical Reasoning** rated the highest.

***Quantitative Reasoning Essential Skill:** Los Alamos had an artifact rating of highly “Emerging” The dimension of **Application of Quantitative Models** rated the highest.

Total Artifacts Submitted



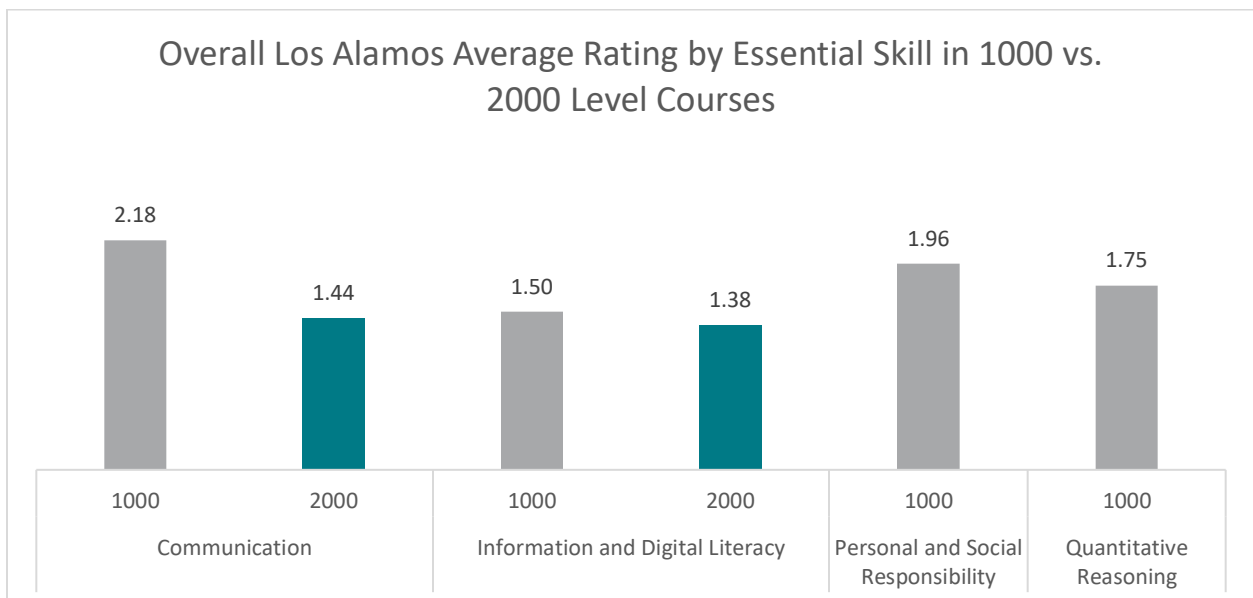
Average Artifact Ratings for All Skills



**All submitted artifact/assignment descriptions were assessed for alignment to the essential skill rubrics. This table illustrates ratings for artifacts that were found to be aligned, compared to the overall ratings of all artifact submissions, regardless of alignment.

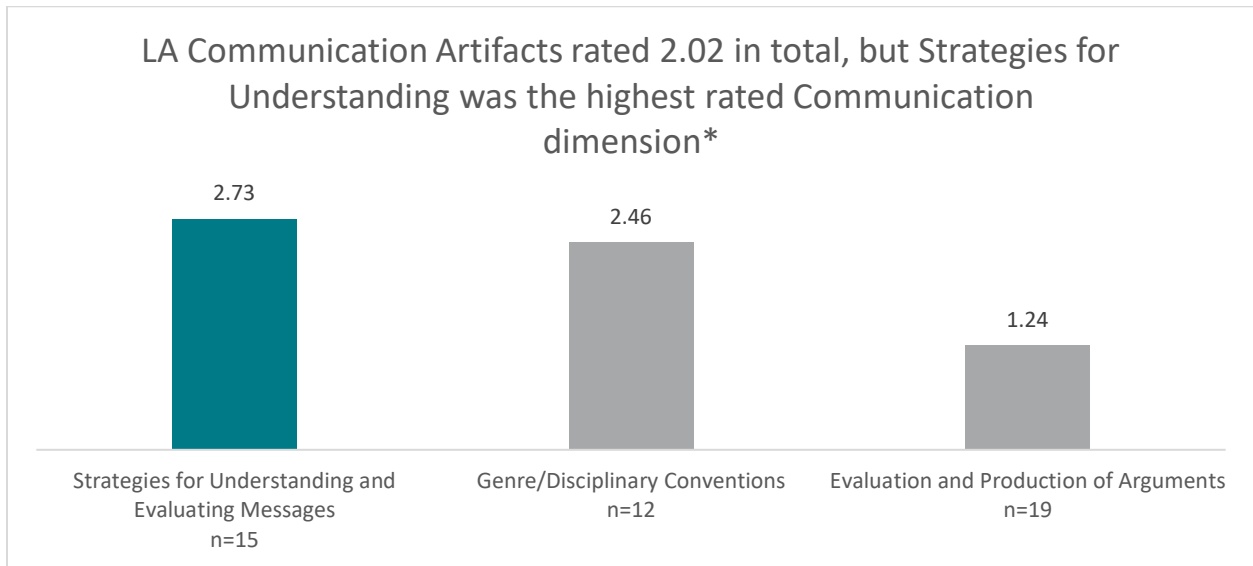
All further ratings are for **all artifacts**, and do not distinguish between aligned or not-aligned ratings.

Average Skill Rating, by Course Level



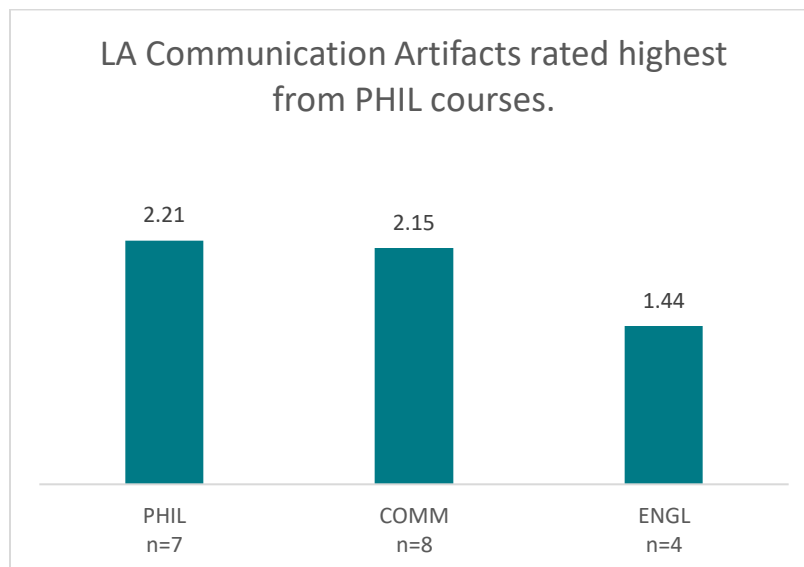
Communication

Average Rating per Communication Skill Dimension



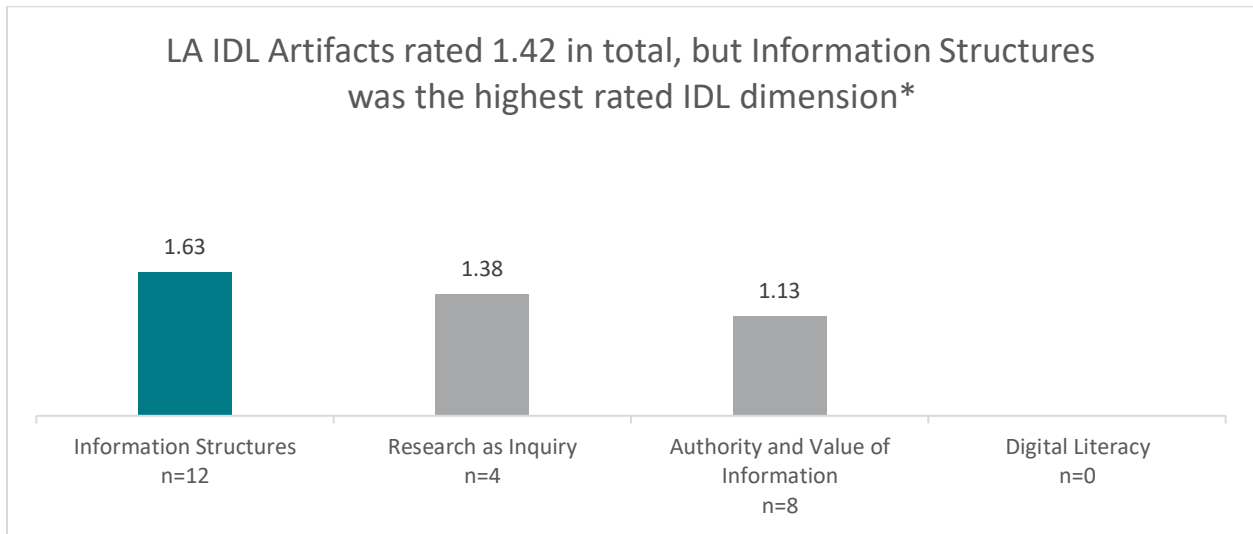
*Total N surpasses total Communication Artifact submissions of 19 as each artifact could be associated with more than 1 dimension

Average Communication Rating per Course Code



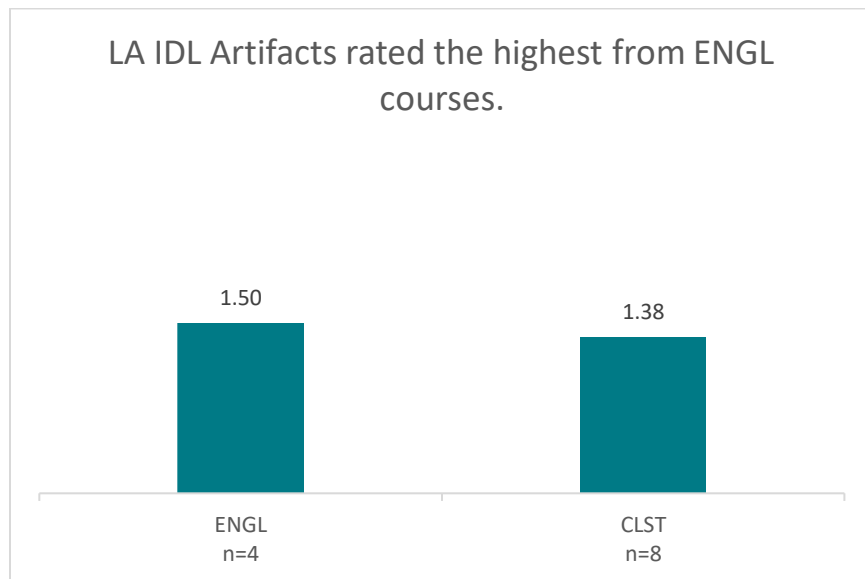
Information & Digital Literacy

Average Rating per IDL Skill Dimension



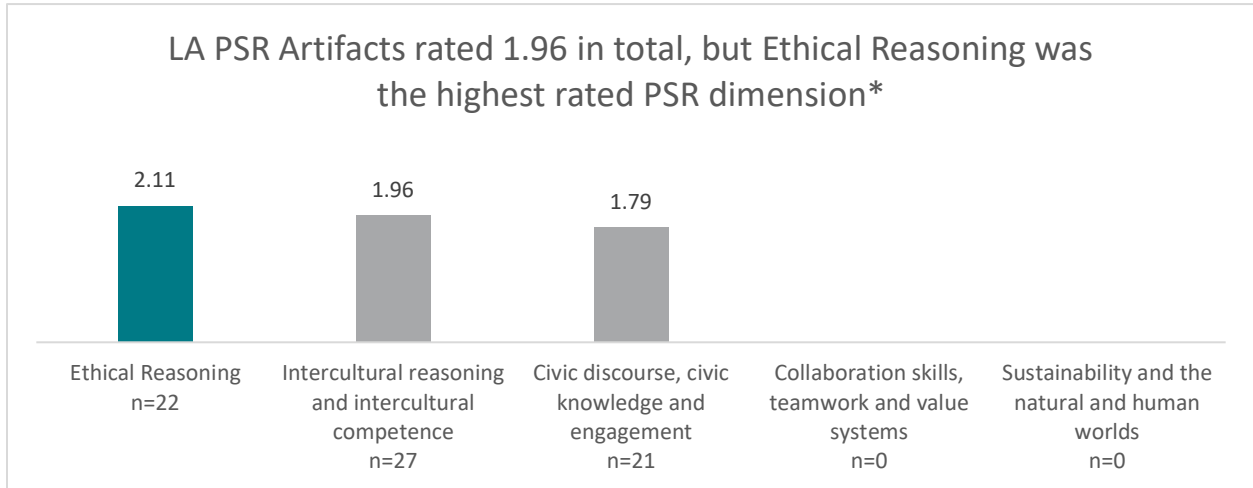
*Total N surpasses total IDL Artifact submissions of 12 as each artifact could be associated with more than 1 dimension

Average IDL Rating per Course Code



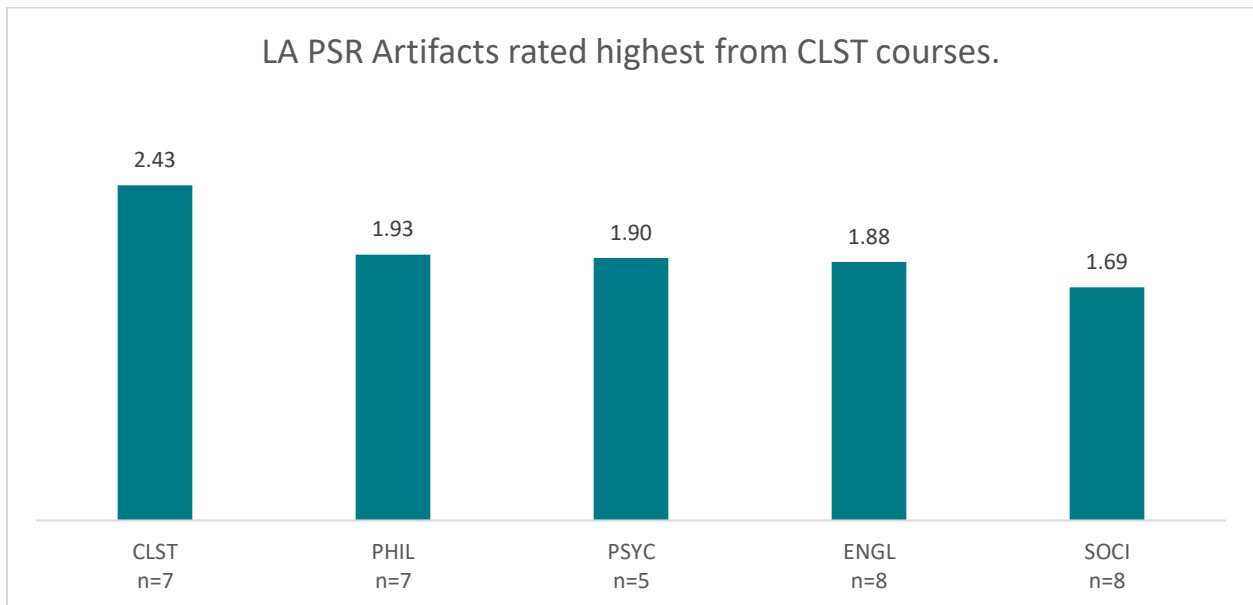
Personal & Social Responsibility

Average Rating per PSR Skill Dimension



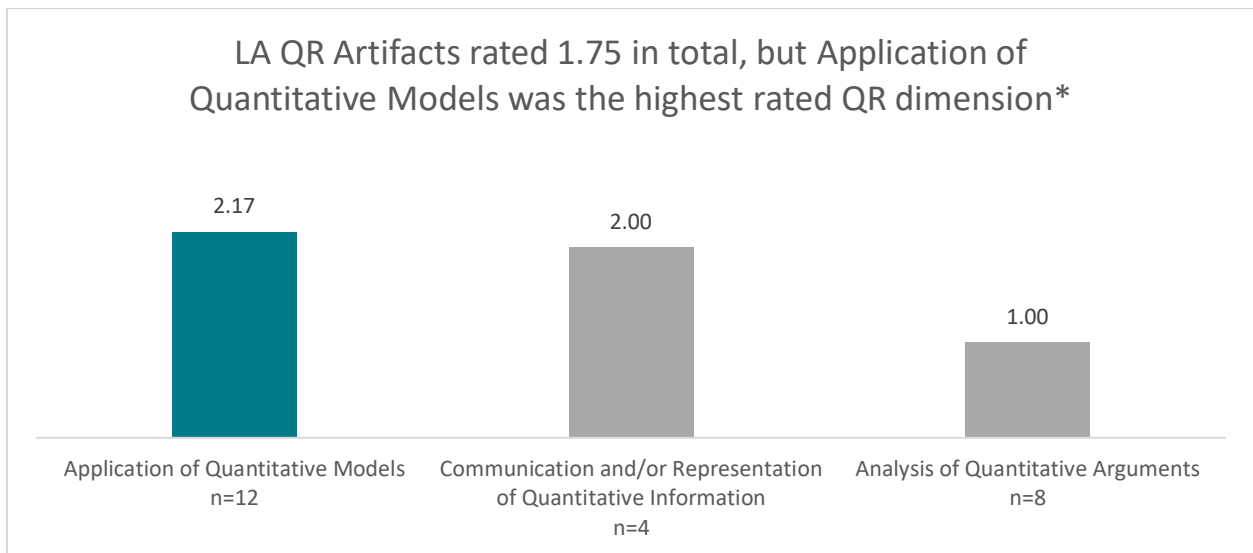
*Total N surpasses total PSR Artifact submissions of 35 as each artifact could be associated with more than 1 dimension

Average PSR Rating per Course Code



Quantitative Reasoning

Average Rating per QR Skill Dimension



*Total N surpasses total QR Artifact submissions of 12 as each artifact could be associated with more than 1 dimension

Average QR Rating per Course Code

